
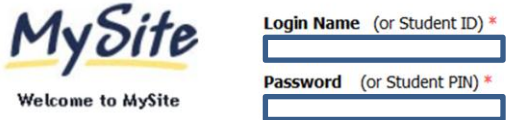
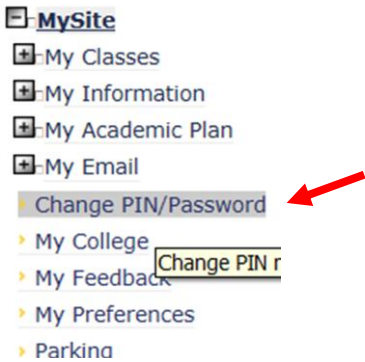


<p>1. From the IVC home page, click on the MySite button:</p>	
<p>2. Login to MySite:</p>	
<p>3. On the left, click on the link <b>Change PIN/Password</b>.</p>	
<p>4. Click on the link <b>Change Password</b>.</p>	<p><u>Change PIN/Password</u></p> <p><a href="#">Change Secret Question/Answer</a></p> <p><a href="#">Change PIN</a></p> <p><a href="#">Change Password</a></p>
<p>5. Change your password accordingly. Then click on the button Change Password.</p> <p>To access your email, click on links on the left: My email, Student email, and them email – you will be taken directly to your Inbox. You can also go to <a href="http://www.outlook.com">http://www.outlook.com</a></p> <p>This is also your password for logging into Blackboard.</p>	<p>Passwords must be between 6 and 16 characters, contain at least one number sensitive. You may not include your user ID in the password.  <b>Since you logged in with your PIN you must re-enter to change your Password</b></p> <p>Login Name: kpark40</p> <p>*Current PIN: <input type="text"/></p> <p>*New Password: <input type="text"/></p> <p>*Confirm Password: <input type="text"/></p> <p><input type="button" value="Change Password"/></p>