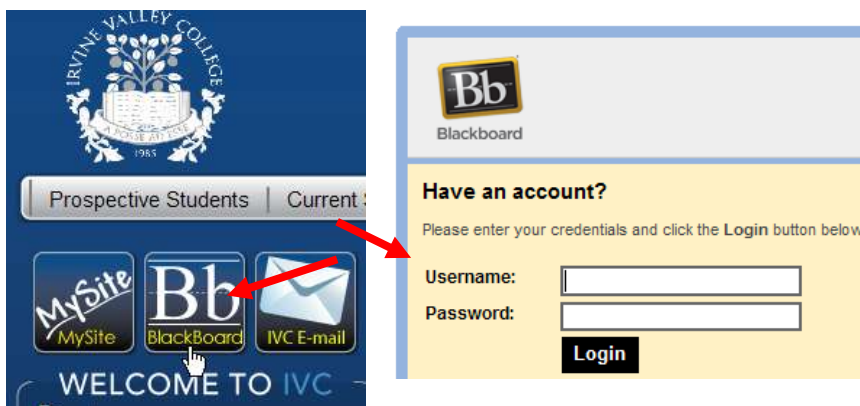


1. Go to <http://www.ivc.edu> and click on the Blackboard button:

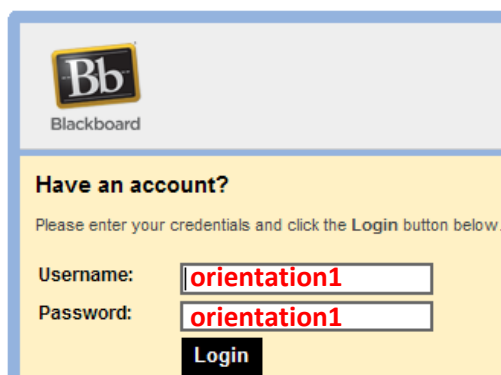
You can also directly access Blackboard by going to:
<http://ivc.blackboard.com>



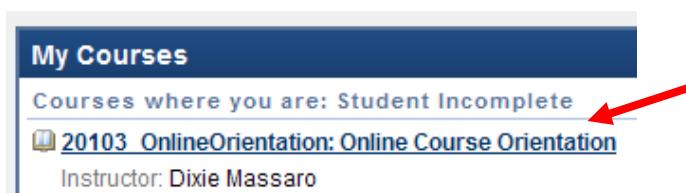
2. Login using the following generic login:

Username: **orientation1**
Password: **orientation1**

Note: You will use this generic login for general online course orientation purposes only. You must use your own Blackboard student login to access your specific online course.



3. Click on the link "Online Course Orientation":



4. You may now browse all the online course orientation materials:

Note: If your instructor requires that you take the assessment, it is located in Course Documents. Scroll down towards the bottom where you will find the "Final Assessment." When completed, you can copy and paste your results into an email message and send to your instructor.



As stated in the Class Schedule, it is also important that you go to the [IVC Distance Education website](http://www.ivc.edu/distanced/Pages/DistEdHome.aspx) (<http://www.ivc.edu/distanced/Pages/DistEdHome.aspx>) to view important online course orientation information specifically for your course.